

Name: _____

The problems in this review are numbered consecutively and grouped by expectation.

Expectation 1.1: The student will analyze a wide a variety of patterns and functional relationships using the language of mathematics and appropriate technology.

Indicators: The student will:

- 1.1.1 recognize, describe, and/or extend patterns and functional relationships that are expressed numerically, algebraically, and/or geometrically.
- 1.1.1.a determine whether a relation that is expressed numerically or graphically is a function.
- 1.1.1.1 recognize and describe linear functions that are expressed numerically, algebraically, and/or graphically.
- 1.1.2 represent patterns and/or functional relationships in a table, as a graph, and/or by mathematical expression.
- 1.1.2.1 describe the effect of a change in the parameters a and b on the graph of a linear function $f(x) = ax + b$.
- 1.1.2.2 represent linear functions numerically, algebraically, and/or graphically.

Expectation 1.2: The student will model and interpret real-world situations using the language of mathematics and appropriate technology.

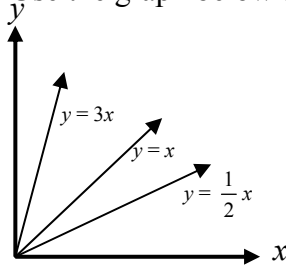
Indicators: The student will:

- 1.2.1 determine the equation for a line, solve linear equations, and/or describe the solutions using numbers, symbols, and/or graphs.
- 1.2.1.a solve an equation for a specified variable.
- 1.2.1.1 determine the rate of change and the x and y -intercepts of the graph of a linear function represented numerically, algebraically, and graphically.
- 1.2.1.2 interpret properties of linear functions, including rate of change, intercepts, and continuity, in the context of a real-world situation.
- 1.2.1.3 identify, describe, and apply the properties of a direct variation.
- 1.2.2 solve linear inequalities and describe the solutions using numbers, symbols, and/or graphs.
- 1.2.2.a graph an inequality, write and/or solve an inequality, or interpret an inequality in the context of a problem.
- 1.2.2.1 interpret and solve absolute value equations and inequalities.
- 1.2.3 solve and describe using numbers, symbols, and/or graphs if and where two straight lines intersect.
- 1.2.3.a write a system of equations for a real world situation that is expressed verbally, numerically, or graphically.
- 1.2.3.b describe the graph of a system of linear relationships.
- 1.2.4 describe how the graphical model of a non-linear function represents a given problem and will estimate the solution.

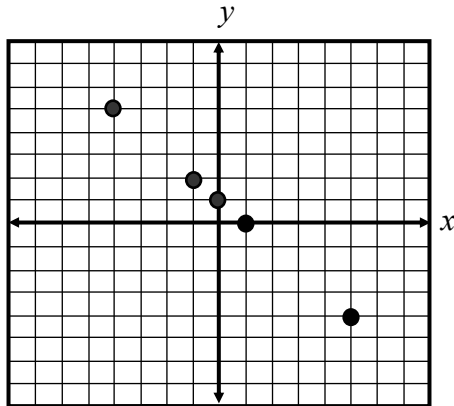
Expectation 3.2: The student will apply the basic concepts of statistics and probability to predict possible outcomes of real-world situation.

- 3.2.2 The student will interpret data and/or make predictions by finding and using a line of best fit and by using a given curve of best fit.

1. Use the graph below to explain how change in the slope affects the steepness of a line.



2. How do you determine if a relation is a function?
3. Look at the scatter plot below. (One grid line equals one unit.)

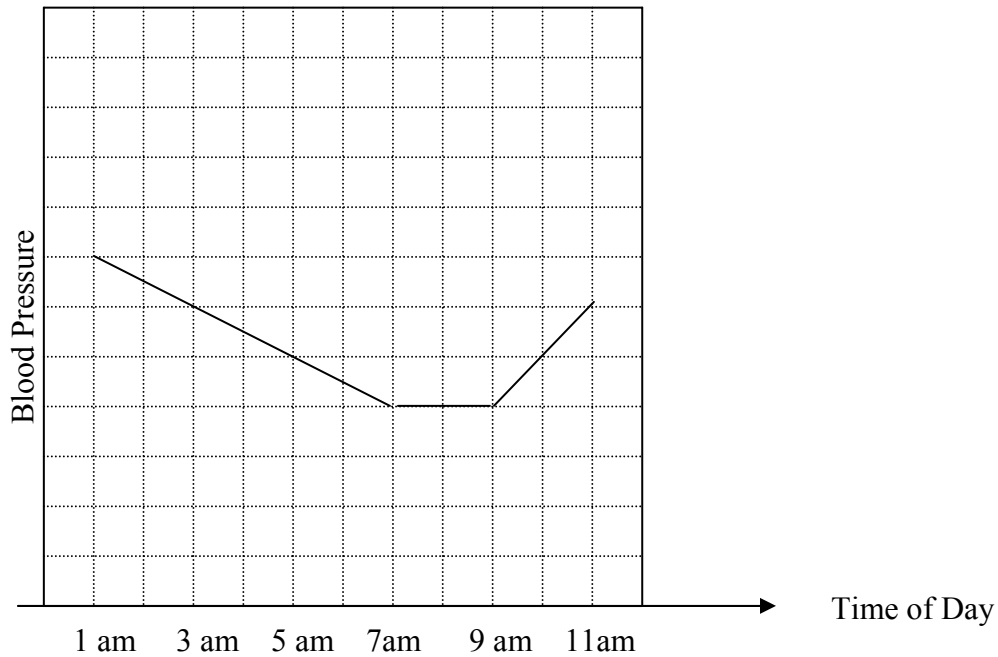


- a. Does this graph represent a function? Use mathematics to justify your answer.
- b. $f(-1) = \underline{\hspace{2cm}}$
- c. $f(\underline{\hspace{2cm}}) = -4$
- d. $f(0) = \underline{\hspace{2cm}}$
4. Given the function $f(x) = 3x + 2$ fill in the blanks with the correct number:
- a. $f(4) = \underline{\hspace{2cm}}$
- b. $f(\underline{\hspace{2cm}}) = -4$
5. **ECR** The table below shows the distance a sprinter is from the finish line during a race.

Time (sec) t	4	8	12	16	20
Distance from Finish in yards D	90	80	70	60	50

- Write a linear equation that models the relationship between time and distance. Use mathematics to explain how you determined your equation. Use words, symbols, or both in your explanation.
- How fast is the runner traveling? Use mathematics to justify your answer.
- How far will the runner be from the finish after 32 seconds? Use mathematics to justify your answer.

6. Look at the graph of blood pressure and time below:



Between which times was the blood pressure increasing?

- A) 1 am and 7 am
- B) 7 am and 9 am
- C) 9 am and 11 am
- D) The blood pressure is never increasing.

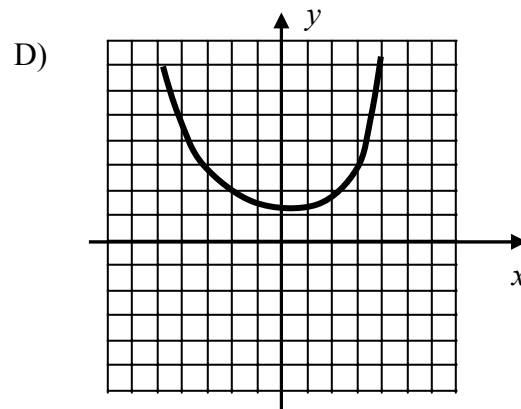
7. Which table, graph, equation, or set of ordered pairs does **not** represent a function?

A)

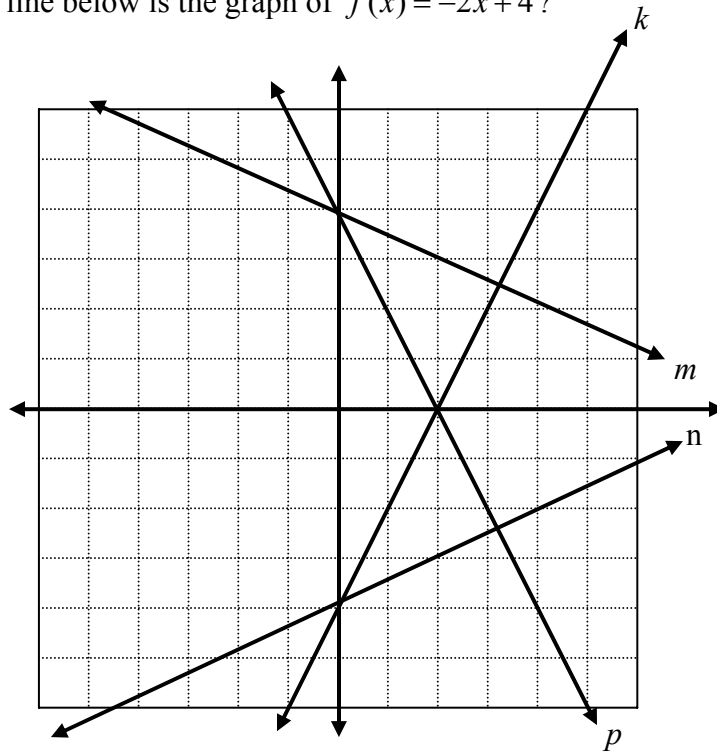
x	y
2	9
3	10
4	9
5	10
6	11

B) $\{(2,4), (3,8), (3,9), (7,11)\}$

C) $f(x) = 3x + 4$



8. Which line below is the graph of $f(x) = -2x + 4$?



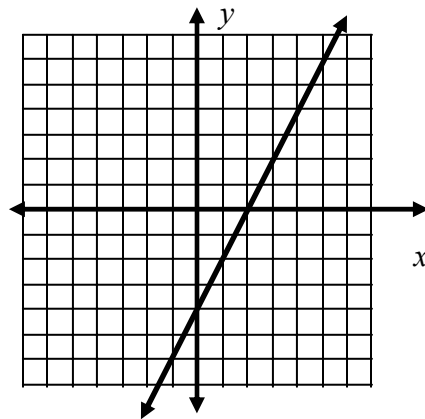
A) Line k

B) Line m

C) Line n

D) Line p

9. Look at the graph of the line below:



Which of these sets of ordered pairs lie on this graph?

A) $\{(-4, 0), (0, 2), (2, 3), (6, 5)\}$

B) $\{(-1, 6), (0, 4), (-2, 0), (-4, 4)\}$

C) $\{(-1, -6), (0, -4), (2, 0), (5, 6)\}$

D) $\{(6, -1), (4, 0), (0, -2), (4, -4)\}$

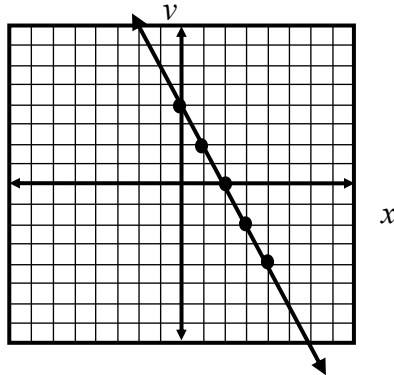
10. The table below shows the amount of gas, G , that is in a car t seconds after the gas pump is started:

BCR

Time (seconds) t	0	1	2	3	4	5
Gallons G	3.0	3.4	3.8	4.2	4.6	5.0

- If this pattern continues, how many gallons will be in the tank after 10 seconds? Use mathematics to explain how you determined your answer. Use words, symbols, or both in your explanation
 - Is this a linear relationship? Use mathematics to justify your answer.
11. Solve each equation:
- $17 = 5 - \frac{1}{3}x$
 - $-12 + 4r = 2r + 12$
 - $8 - 2(2x - 5) = 6$
 - $5 + 3(-4x - 2) = -18$
12. Solve each inequality and graph the solution set on a number line.
- $6x - 7 \leq 17$
 - $-2x + 9 > 11$
 - $x - 6 < 2x + 5$
13. **ECR** Great Oaks State Park charges \$10.00 admission to its camping area and \$1.50 per night for a campsite.
- Write an equation to represent the total cost, C , of camping at Great Oaks for the number of nights, n .
 - Jamal camps at Great Oaks for 3 nights. What is his total cost? Use mathematics to explain how you determined your answer. Use words, symbols, or both in your explanation.
 - Jeremiah has \$31.00. What is the maximum number of nights she can camp at Great Oaks? Use mathematics to explain how you determined your answer. Use words, symbols, or both in your explanation.
14. Solve for y :
- $-3x + 4y = 8$
 - $x + 2y = 10$
15. Solve for the indicated variable.
- $2L + 2W = 12$, for W
 - $A = BH + C$, for H

16. Look at the graph below



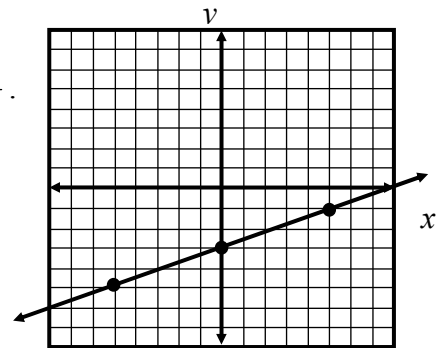
What is the slope and y-intercept of the line?

- A) Slope $\frac{1}{2}$, y-intercept 4
- B) Slope $-\frac{1}{2}$, y-intercept 4
- C) Slope 2 y-intercept 4
- D) Slope -2 , y-intercept 4

17. What is the slope of the line that passes through the points (1,3) and (5,6)?

18. Write the equation of the line:

- a. That passes through the point (0,6) with a slope of 3.
- b. That passes through the point (-2,3) with a slope of $\frac{1}{2}$.
- c. That has a slope of -2 and y-intercept of 4.
- d. Represented by the graph to the right.



19. Joe is earning extra money this summer delivering coupons for A&M Catering. He is being paid \$0.15 for each coupon he delivers.

BCR

- Write an equation to determine Joe’s earnings, E , from delivering coupons in terms of the number of coupons, x , that he delivers.
- If Joe earns exactly \$24.90 from delivering coupons, how many coupons did he deliver? Use mathematics to explain how you determined your answer. Use words, symbols, or both in your explanation.

ECR

20. Johnstown High School is selling candy to raise money. M&M's sell for \$1.50 per box and Reese's sell for \$2 per box. Sheri sold a total of 50 boxes of candy. She collected \$95.

Let x represent the number of boxes of M&M's.

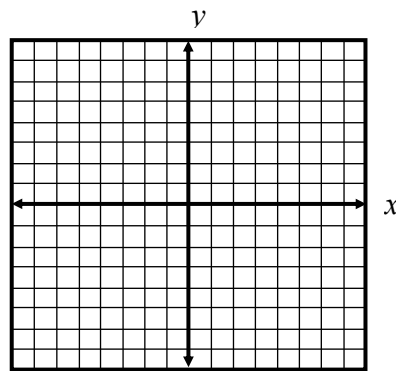
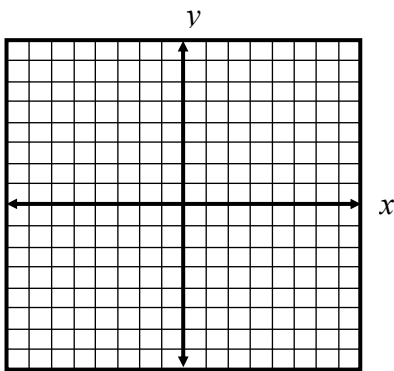
Let y represent the number of boxes of Reese's.

- Write a system of equations to model this situation.
- Solve the system. Use mathematics to explain how you determined your answer. Use words, symbols, or both in your explanation.
- How many of each type of candy did she sell?

21. Given a system of equations, discuss how to determine whether the graph of the system consists of two parallel lines, lines that intersect at an infinite number of points, or lines that intersect at exactly one point.

22. a. Sketch the graph of $4x + y \geq 2$

c. Sketch the graph of $y < \frac{1}{2}x + 3$



b. Is $(6, 0)$ a solution to the inequality above?

d. Is $(3, 7)$ a solution to the inequality above?

Use mathematics to justify your answer.

Use mathematics to justify your answer.

23. Roberto is ordering rings from a catalog. There is a shipping charge of \$5 no matter how many rings are bought. Each ring costs \$6. If Roberto spent \$71, how many rings did he order?

24. Ball bearings are produced in a factory. A ball bearing is acceptable if its diameter is within 3 mm of the target of 50 mm. Let x represent the diameter of a ball bearing. Write an absolute value inequality that represents the range of diameters that are acceptable.

25. The table below that shows the value of a lawn mower over the first five years of use:

BCR

Number of Years	1	2	3	4	5
Value (dollars)	210	180	150	120	90

- What was the value of the lawn mower when purchased? Use mathematics to explain your answer. Use words, symbols, or both in your explanation.
 - When will the value of the lawn mower be zero? Use mathematics to explain your answer. Use words, symbols, or both in your explanation.
26. Jay collects baseball cards. His father gave him some cards to start his collection. Each year his uncle gives him new cards, the same number each year. A function for the number of cards $C(t)$ he has after t years is given by $C(t) = 40 + 15t$
- What is the meaning of the number 15 in this function?
 - What is the meaning of the number 40 in this function?
27. Jackson is starting a delivery service. He charges customers \$2 for each delivery. He uses his bicycle to make deliveries. He purchased a bicycle for \$100. Which equation gives the profit, p , that he earns for making d deliveries?
- A) $p = 2d + 100$
B) $p = 2d - 100$
C) $p = 100d - 2$
D) $p = 100d + 2$

28. Jerome measured the height and weight of two teachers in his school. Below are the results:

	Height (x)	Weight (y)
Mr. Jones	180 cm	165 pounds
Mr. Johnson	186 cm	204 pounds

If these two points are plotted on a coordinate grid and a line drawn through them, what is the slope of this line?

29. The rate of change of a linear function is 2. The graph of the function passes through the point $(0, -5)$ Which of the following represents the function?
- A) $f(x) = -5x + 2$
B) $f(x) = 5x + 2$
C) $f(x) = 2x + 5$
D) $f(x) = 2x - 5$

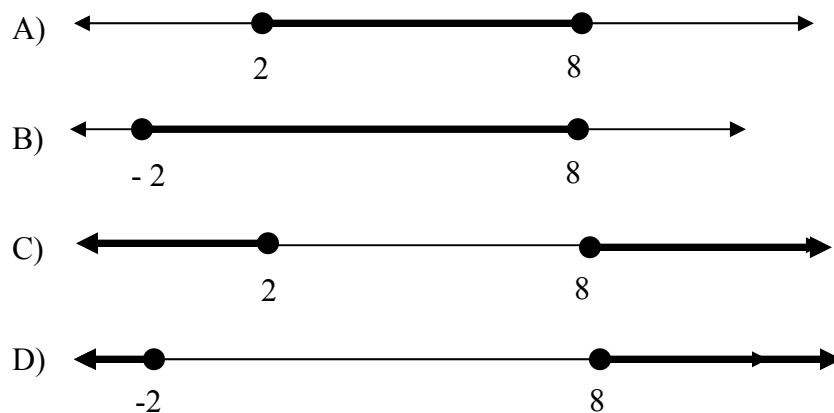
30. To calculate the charge for bricks, including delivery, the Redline Brick Company uses the equation $C = 0.42b + 25$, where C is the total cost (in dollars) of the bricks and delivery charge, and b the number of bricks. What is the delivery charge?
- A) \$25
 - B) \$42
 - C) \$67
 - D) It depends on the number of bricks.
31. The amount a spring stretches, S , varies directly as the weight, w , of the object attached to it.
A 10-ounce weight stretches the spring 12 centimeters.
- a. Write an equation that shows the relationship between the amount the spring stretches and the weight attached to the spring.
 - b. How much will a 15-ounce weight stretch the spring?

32. Look at the graph below:



Which compound inequality has the solution set shown in the graph?

- A) $-2 < x \leq 5$
 - B) $5 \leq x < -2$
 - C) $x < 2$ or $x \geq 5$
 - D) $x > -2$ or $x \leq 5$
33. Which graph below is a solution to the inequality $|x - 3| \leq 5$?



34. For each system below:

- Describe the graph of each system.
- State the number of solutions for each system.

a.
$$\begin{cases} y = 2x \\ y = 2x + 3 \end{cases}$$

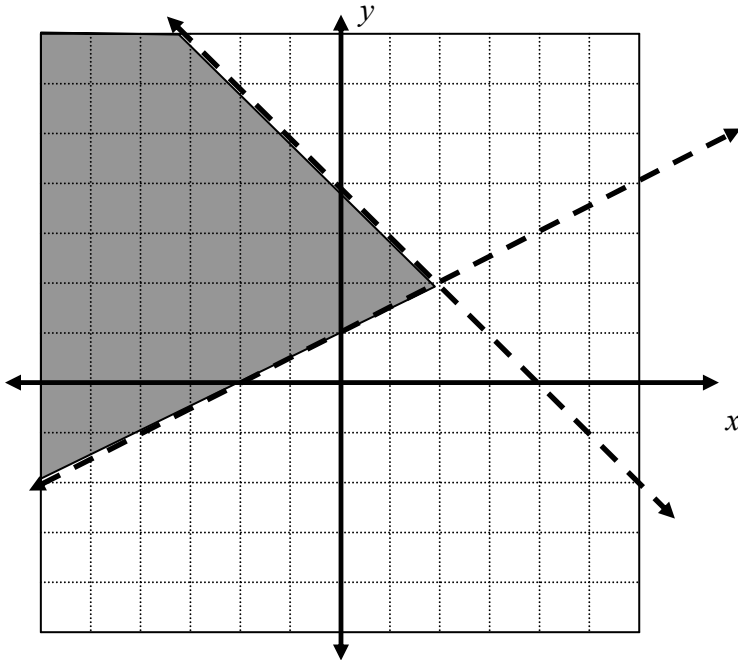
b.
$$\begin{cases} y = \frac{3}{5}x - 10 \\ y = \frac{5}{3}x - 10 \end{cases}$$

c.
$$\begin{cases} 10x + 5y = 30 \\ y = -2x + 6 \end{cases}$$

35. Solve this system of equations:

$$\begin{cases} 3x + 8y = 20 \\ 3x + 6y = 14 \end{cases}$$

36. Which set of inequalities gives the graphical solution to the system: below



A)
$$\begin{cases} y < \frac{1}{2}x + 1 \\ y < -x + 4 \end{cases}$$

B)
$$\begin{cases} y > \frac{1}{2}x + 1 \\ y < -x + 4 \end{cases}$$

C)
$$\begin{cases} y > \frac{1}{2}x + 1 \\ y > -x + 4 \end{cases}$$

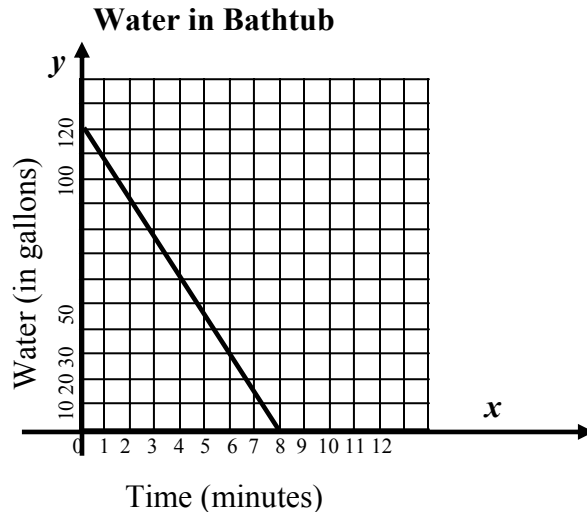
D)
$$\begin{cases} y < \frac{1}{2}x + 1 \\ y > -x + 4 \end{cases}$$

37. Joe's Body Shop charges \$25 for parts and \$50 per hour to fix the brakes on a car. Kathy's Body Shop charges \$70 for parts and \$40 per hour for the same type of work.

What length of job in hours would have the same cost at both shops? Use mathematics to explain how you determined your answer. Use words, symbols, or both in your explanation.

38. Jackie needs at least \$400 to buy a new stereo system. She has \$120 and can save \$15 each week. If x represents the number of weeks that she saves, which inequality could be solved to determine the minimum number of weeks that she needs to save?
- A) $120 + 15x \geq 400$
 - B) $120 - 15x \geq 400$
 - C) $120 + x \geq 400$
 - D) $120 - x \geq 400$

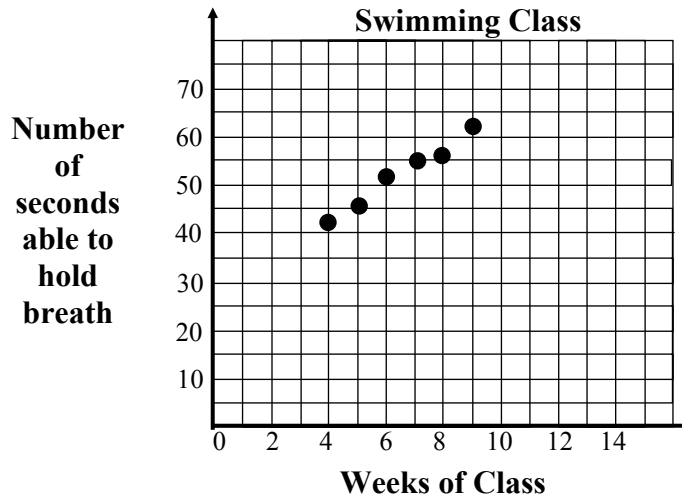
39. The graph below represents the number of gallons of water, y , in a bathtub as a function of the time, x , since the tank started draining.



- What is the rate of change of the amount of water in the bathtub?
 - What is the meaning of the x- and y-intercepts on this graph?
 - Write a linear function for the amount of water in the tub x minutes after the tub starts draining.
40. Jerald has some money in a jar. He says that he has at least \$20 and at most \$30 in the jar. Let x represent the amount of money in the jar. Write a compound inequality to represent the amount of money in the jar.

41. The chart and graph below represent the number of weeks Jan was in a swimming class and the number of seconds Jan was able to hold her breath swimming underwater.

Weeks of Swimming Class (w)	4	5	6	7	8	9
Number of Seconds able to hold breath $S(w)$	42	45	52	55	56	62




- Write an equation of a line of fit.
- In the context of this problem, what does the y-intercept of your equation represent?
- Based on your equation, what is the rate of change in the number of seconds Jan can hold her breath swimming underwater per week?
- Use your equation to predict number of seconds Jan can hold her breath after 12 weeks of swimming class.
- Use your equation to predict the number of weeks of swimming class Jan would have to attend to build up to holding her breath for 75 seconds? Use mathematics to explain your answer. Use words, symbols, or both in your explanation.

42. Look at the table below:

BCR

Time studying (hrs) t	10	20	30	40	50
Score S	30	42	51	60	70

- Graph the data on the grid below



- Write an equation for a line of fit for this data.
- Use your equation to predict a student's score if the student spends 7 hours studying.