
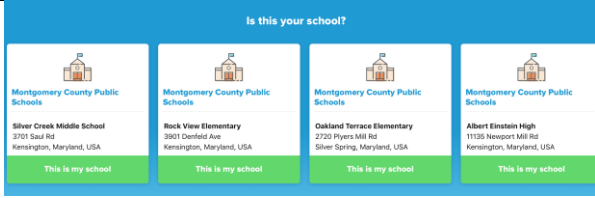


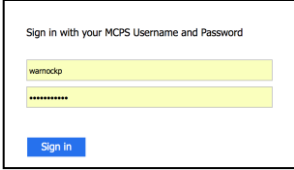
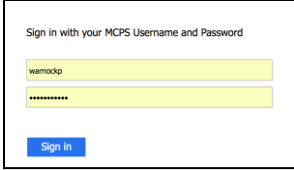


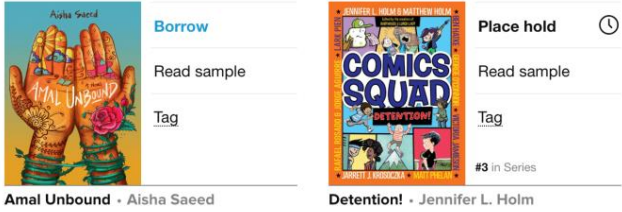
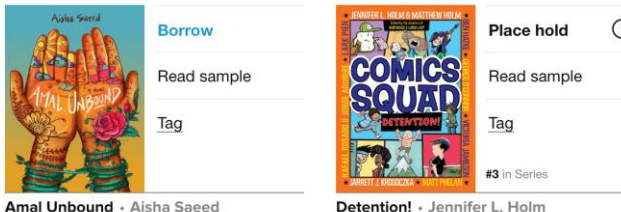



Use the SORA APP/Website TO READ OR LISTEN TO BOOKS

Click on the SORA icon on the CGES Media Center page.



Click on “Find My School” or “I Have a Setup Code”

<p>Find My School</p>  <p>Choose your school.</p>	<p>I Have a Setup Code</p> <p>Type: montgomerymd</p>
<p>Sign into Montgomery County Public Schools</p>  <p>Click the green button</p>	<p>Sign into Montgomery County Public Schools</p>  <p>Click the green button.</p>
 <p>Log in with your regular username and password.</p>	 <p>Log in with your regular username and password.</p>
<p>Scroll down and browse or use the search box in the upper left hand corner to find books.</p> 	<p>Scroll down and browse or use the search box in the upper left hand corner to find books.</p> 
 <p>You can click “Borrow” or if a book is checked-out, click on “Place Hold” to be put on a list for the book.</p>	 <p>You can click “Borrow” or if a book is checked-out, click on “Place Hold” to be put on a list for the book.</p>
<p>Click on the “Shelf” feature at the bottom to see what you have Checked-Out or on Hold.</p> 	<p>Click on the “Shelf” feature at the bottom to see what you have Checked-Out or on Hold.</p> 