

# February Newsletter

## Ms. Kymberli's Pre-K Newsletter

We are having so much fun in Pre-K and it's been amazing to see the growth and progress of all students across all areas!

This month, we will be celebrating our 100th day of school! Students have been so excited as we have been counting each day and are looking forward to our fun celebration. It is planned for Monday, February 24th but I will keep you posted about the exact date pending any snow days.

We will also be celebrating Valentine's Day with a fun class party! Parents are invited to attend! Please let me know if you are planning to join us!

Lastly, progress reports will be sent home with students on Thursday, February 6th. These reports share areas of strengths and opportunities for growth observed in the classroom. If you have any questions after you receive the progress report, do not hesitate to reach out to me.

### Important Dates

**Feb 6th** Progress Notes home

**Feb 14th** Class VDay Party @  
12:45-1:45

**Feb 12th** No PRE-K

**Feb 17th** No School

### Birthdays!

18th - Stella

### At Home Connection

Preschoolers have big feelings! They are experiencing different situations that make them feel different ways. We talk about feelings at school each day. It is important to acknowledge feelings and help our students to manage and respond to their feelings appropriately. We also support students in reading and understanding feelings of others by looking at facial features and body language.

I have attached some fun and easy activities you can do at home to continue to support your child in his/her social emotional development at home.


Please reach out if you need more support with this at home.

### Reading

We will be listening and learning about pilgrims, Martin Luther King Jr, Barack Obama and also listen to the classic tale *The Shoemaker and the Elves*. After finishing those topics/stories, we will move on to our 4th domain. Domain 4 focuses on plants. We will learn about their basic needs, parts of a plant, how to read information and provide information, explore nonfiction texts and focus more on our letters and writing! We are looking forward to a fun domain! Our classroom dramatic play area will be a flower shop where students can use pretend/imaginative play to become a florist!

### Letters we have/will be focusing on:

Aa Bb Cc Ee Hh Ii Ff Jj Kk  
Ll Mm Nn Oo Pp Ss Tt Uu



### Phonics

rhyming words  
beginning sounds

### Writing

Our class has made so much progress with identifying and writing their names!! We will continue to work on this each day as well as writing in our Fine Motor Journals. This month, students will be working more on writing to answer a question or a prompt. They will draw a picture to respond and we will support them with writing a sentence to match the picture.

### Math

We are currently working with Eureka Module 3. We are practicing counting 0-10, creating sets of 0-10, and identifying numerals 0 through 10. We have been counting each day of school and are excited for our 100th day coming up!

### Recess Reminders

It's cold outside, Pre-K!

If the playground is clear, we are going outside to play! Playing outdoors is an important experience for children. Pending wind chill, temps, and conditions, Pre-K will get outside to play.

Depending on the weather, we may only be able to use the blacktop when the field and playground are wet or snow covered. If anyone has extra bubbles or chalk at home they are not using, we would LOVE these at school for our blacktop days!

### Fun in the Garden

As Spring approaches, we will be working in the garden some days to prepare it for planting. The class loves working and playing in the garden!

Keep this in mind when dressing your child for school. Play and learning in Pre-K can get messy! We do our best to keep messes to a minimum but consider sending students in clothes that you don't mind if they accidentally get muddy or dirty!

### Science

We will begin the month of February exploring sound by listening and observing, comparing sounds, and listening to music to describe sounds. To wrap up February, we will start our unit on plants connected to our reading curriculum. We will be planting seeds in our classroom and observing them as they grow!

### Reminders

**Monday-** Send in clean nap blanket

**Tuesday-** Wear sneakers for PE

**Wednesday-** Send back media books

**Friday -** Nap blanket sent home to be washed

# ASQ:SE-2 Activities

AGE  
4

## FUN & EASY SOCIAL-EMOTIONAL ACTIVITIES

Try these activities with your 4-year-old—a great way to have fun together and support your child's social-emotional development.

Introduce a new feeling each day, such as bored. Use pictures, gestures, and words. Encourage your child to use a variety of words to describe how he feels.

Encourage activities that involve sharing, such as building with blocks, coloring with crayons, and playing dress up. Teach your child how to ask a friend for a turn. Give your child a lot of time to play with other children.

Take your child to the library for story hour. She can learn about sitting in a group and listening to stories.

Take your child to the store, a restaurant, or the library. Explore new places. Talk with her about how people are alike and how they are different.

Provide opportunities for your child to be creative. Empty containers, glue, newspapers, rubber bands, and magazines can be used to make new inventions.

Make puppets out of Popsicle sticks by gluing on paper faces, adding yarn for hair, and so forth. Put on a show about two children who meet and become friends.

When doing housework or yard work, allow your child to do a small part on his own. Let him empty the wastebasket or clean crumbs off the table.

Use stuffed animals to act out an argument. Talk first about how the different animals are feeling. Then, talk about different ways to come to an agreement.





# Activities

AGE 5

## FUN & EASY SOCIAL-EMOTIONAL ACTIVITIES

Try these activities with your 5-year-old—a great way to have fun together and support your child's social-emotional development.

When your child has friends over, encourage them to play games that require working together. Try building a tent out of old blankets, playing catch, or acting out stories.

Build a store, house, puppet stage, or fire truck out of old boxes. Your child can invite a friend over to play store or house, have a puppet show, or be firefighters.

Ask your child her birthday, telephone number, and first and last name. Practice what she would do if she was separated from you at the store.

Tell your child a favorite nursery rhyme that involves the idea of "right" and "wrong." Discuss what kinds of choices the characters made in the story.

Gather old shirts, hats, and other clothes from friends or a thrift store. Encourage dramatic play—acting out stories, songs, and scenes from the neighborhood.

Play games with your child such as Go Fish, Checkers, or Candy Land. Board games or card games that have three or more rules are great.

Show your child pictures in magazines of people from different cultures. Talk about things that are the same or different between your family and other families.

Talk about real dangers (fire, guns, cars) and make-believe dangers (monsters under the bed) using hand-drawn pictures or pictures cut out from a magazine.



# AlertMCPS

## WHAT IS ALERT MCPS? Alert MCPS is a free service.

It is part of Montgomery County's Alert Montgomery and provides MCPS families with emergency information from the school system via SMS text, e-mail, or pager.

You also can receive emergency messages from the Montgomery County Office of Emergency Management and Homeland Security about—

- traffic,
- weather, or
- other potential emergency situations affecting citizens.

After you register, you can select the kinds of messages you want to receive.

Messages from Alert MCPS are available in both English and Spanish (MCPS Alerta). The service is free. However, your wireless carrier may charge you a fee to receive text messages.

**SIGN UP**  
for Alert MCPS at  
[www.montgomeryschoolsmd.org/emergency/alertmcps.aspx](http://www.montgomeryschoolsmd.org/emergency/alertmcps.aspx)



## • IMPORTANT County Phone Numbers




### • FOR MORE INFORMATION

on Emergency Preparedness visit [www.montgomerycountymd.gov/oemhs](http://www.montgomerycountymd.gov/oemhs), or if you do not have access to a computer, contact 311 or 240-777-0311 (TTY 301-251-4850).

- **DURING EMERGENCIES**, listen to local FM or AM radio for Emergency Broadcast System information.

- **SIGN UP FOR ALERT MONTGOMERY** to get emergency alerts via text, voice, or e-mail. Update or create your account by logging onto [alert.montgomerycountymd.gov](http://alert.montgomerycountymd.gov).

### • EMERGENCY

 Police	911
 Fire	911
 Ambulance	911



### • NON-EMERGENCY

Police	301-279-8000
Report Crime Tips	240-773-TIPS (8477)
Poison Control	800-222-1222
Montgomery County Government	311 or 240-777-0311 (TTY 301-251-4850)



@ReadyMontgomery



Montgomery County, MD  
Office of Emergency  
Management and  
Homeland Security

Printed by MCPS   
5184.1B