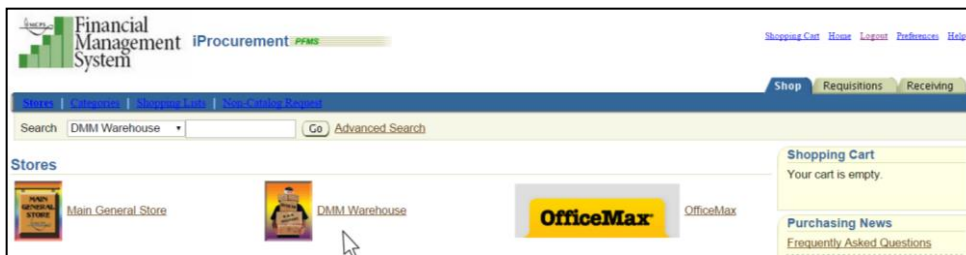
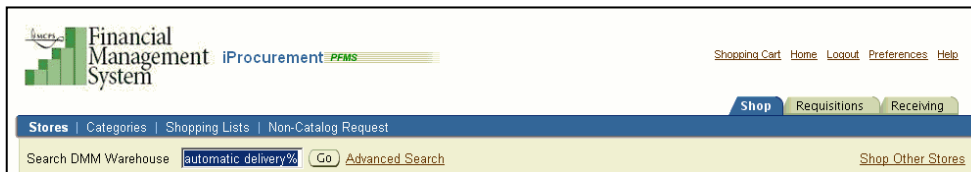


The Auto Delivery Program allows you to schedule the delivery of specific items to your school throughout the school year on a pre-arranged date. Create your Auto Delivery order in FMS at the DMM Warehouse store.

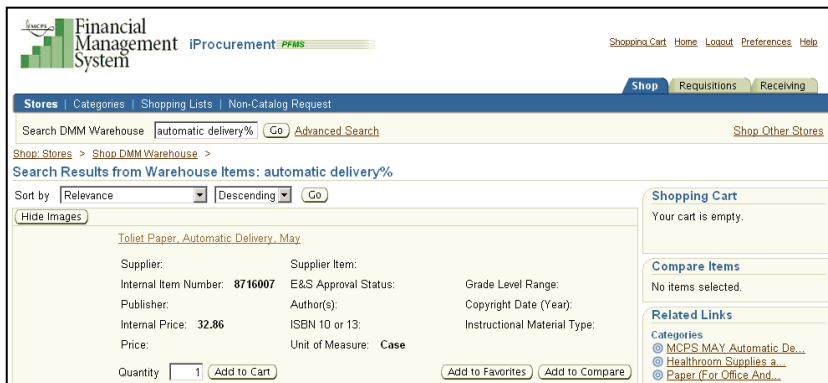
- ▶ Step 1 Login to FMS
- ▶ Step 2 Click on the Internet Procurement responsibility link
- ▶ Step 3 Click on the DMM Warehouse store



- ▶ Step 4 Type Automatic Delivery% in the search field and click GO



- ▶ Step 5 Set the Quantity field for each item you'd like to order



- ▶ Step 6 Click Add to Cart for each item you're ordering
- ▶ Step 7 Once all items have been added to your Shopping Cart, proceed to view the Shopping Cart and then to Checkout